



Center for Career Education

brought to you by

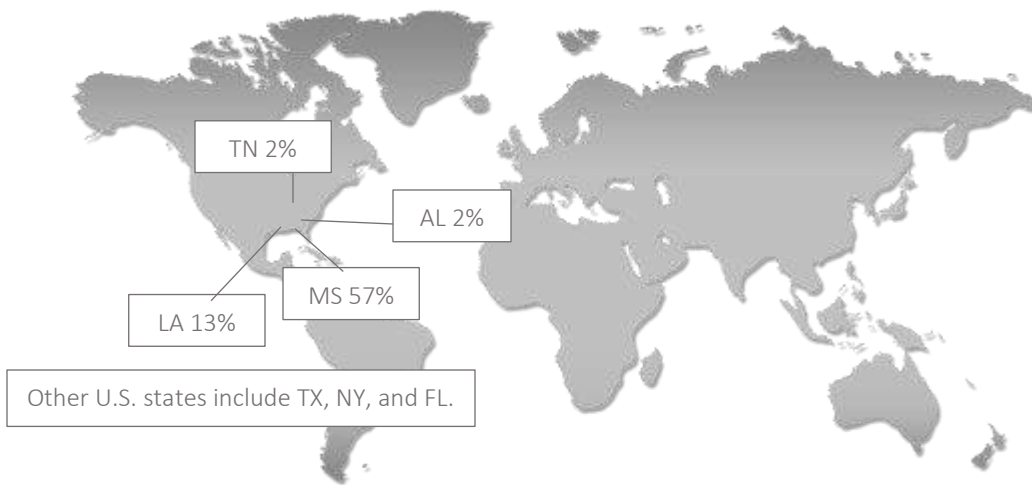


FIRST DESTINATION SURVEY RESULTS – CLASS OF 2017 – UNDERGRADUATE AND GRADUATE

This first destination survey was administered to graduating students on May 5, 2017. 107 students responded regarding their career plans for graduate school, employment or both. Thus, the overall response rate was 71%.

81% reported that they are prepared for the next step in their careers. The average full-time salary reported for undergraduate and graduate students: \$44,370.00.

Where are MILLSAPS GRADS employed after graduation?



48%*

Pursuing further education



42%*

Employed full- and part-time



19%

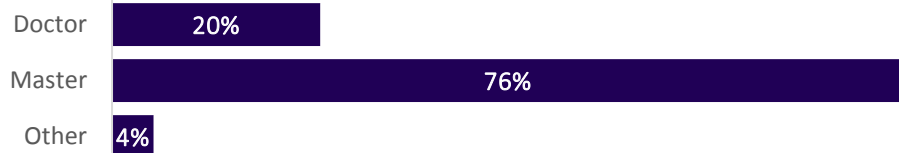
Traveling or job hunting

*19% of graduates report both employed and pursuing further education

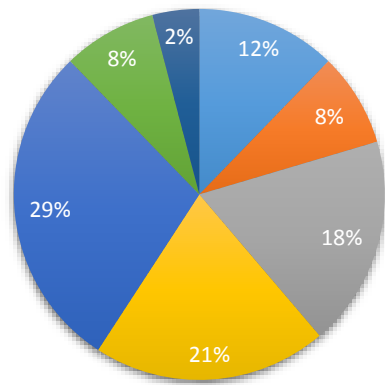


Further Education

Types...

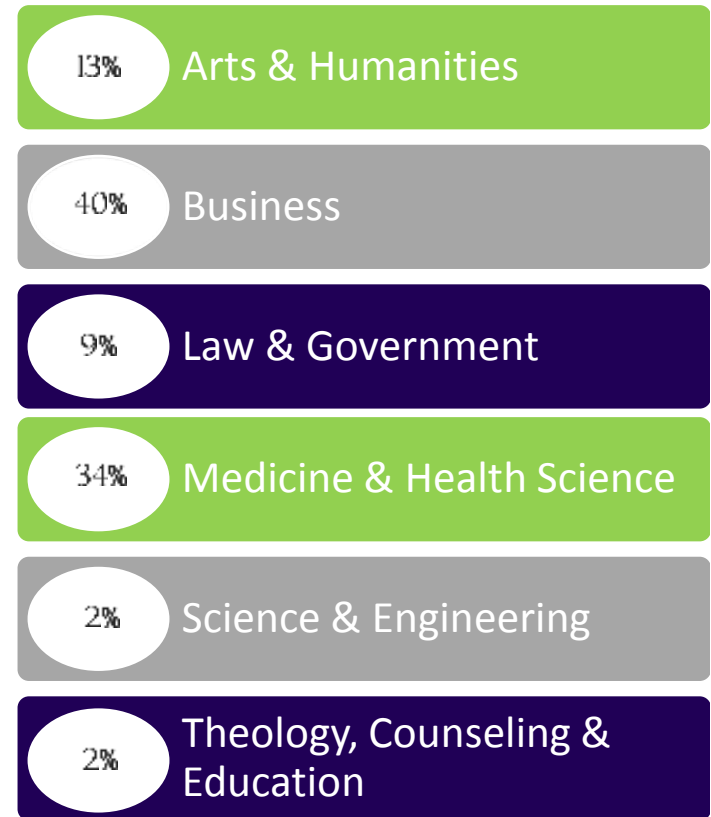


Degrees...



■ MD ■ JD ■ MBA ■ MAcc ■ MS ■ MA ■ Other

Disciplines...



Location of further study... Millsaps College (24% of MBA/MAcc), UMMC, Loewenburg School of Nursing, Union University, Texas A&M Corpus Christi, College of Charleston, Mississippi State University, Michigan State University, LSU – Shreveport, Mississippi College, Ole Miss, Tulane University – New Orleans, Trevecca Nazarene, University of Basel, Florida State University, Villanova University, George Washington University, U of Texas, and St. Louis University.



Career Strategies

Average Review of Services is 4.1 out of 5.0:

1:1 Career Counseling

Resumes

Cover Letters

Personal Statements

Internships

On/Off Campus PT Work

Networking Software

Networking Events

Interview Practice

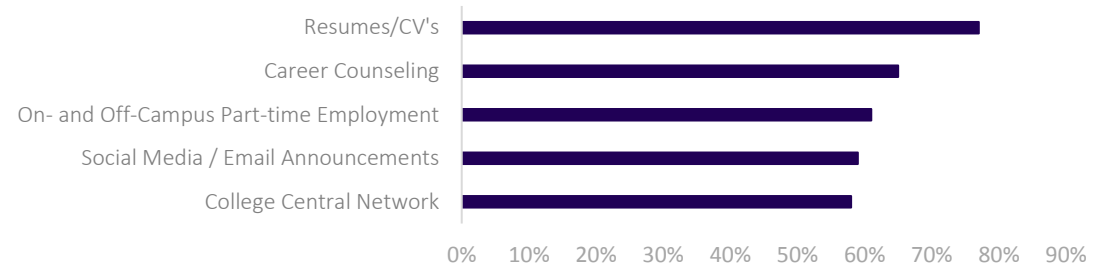
Information Sessions

Postings

57% completed at least 1 internship!

Most Utilized Services

according to 71% of the Class of 2017



OPPORTUNITIES POSTED 2013-2017

33 Co-ops

31 Freelance Jobs

2069 Full Time Positions

784 Internships

1327 Part Time Jobs

216 Seasonal Jobs

201 Volunteer Opportunities

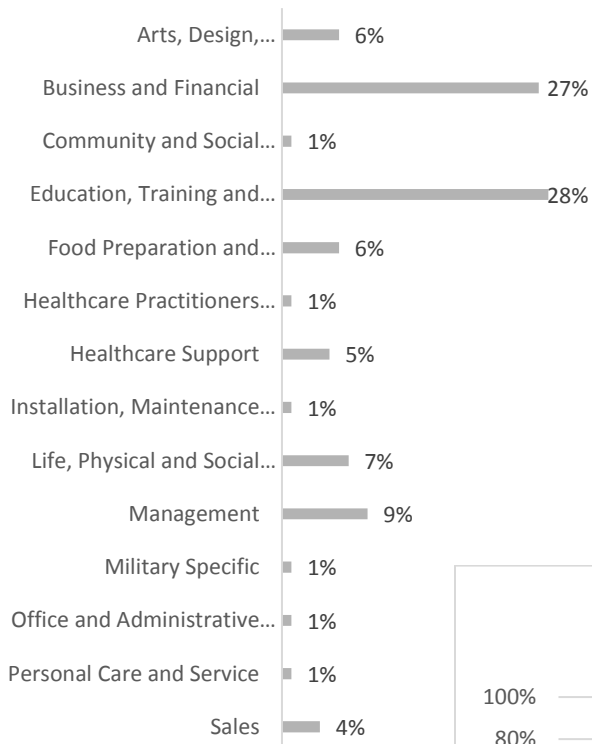
491 Work Study Positions





Employment

Job Sector



4% reported ROTC/National Guard experience while attending Millsaps or previous military experience

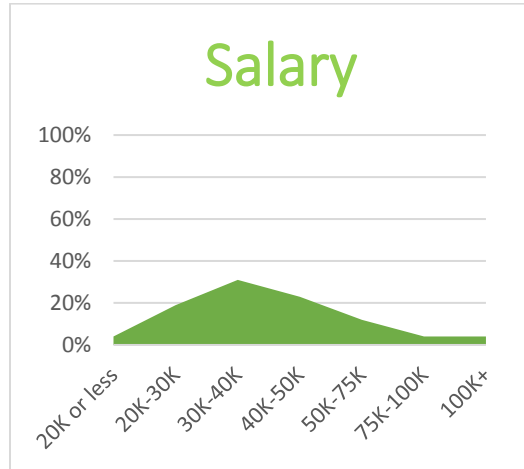
Job Titles

1C1C Fellow ... Accountant ... Account Manager ... Analyst ... Assistant to the Founder ... Audit Associate ... Au Pair ... Bartender ... Behavioral Support Specialist ... CEO ... CIO ... COO ... Corps Member ... Credit Analyst ... Biology Teacher ... Digital Media Specialist ... Event Scheduling Assistant ... 1st Grade Teacher ... Freelance Writer ... Fulbright Fellow ... Financial Analyst ... Human A&P Teacher ... Human Resources ... Instructional Assistant ... Internal Auditor ... IT ... Journeyman Electrician ... Leadership Specialist ... Operations Manager ... OR Technician ... Quality Assurance ... Registered Behavioral Technician ... Rehab Technician ... Reporter ... Researcher I ... Research Assistant ... Sales ... 6th Grade Teacher ... Student Employment Coordinator ... Technical Account Manager ... 3rd Grade Teacher ... Trade Specialist ... VP of Recipe Curation ... Volunteer Coordinator

Places of Employment



Salary



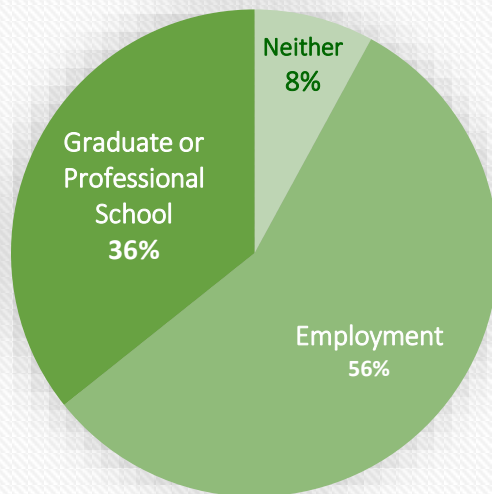


6 Months Later

This 6-month survey was administered to the Class of 2017 approximately 6 months post-graduation. 149 alumni were contacted and 94 of them responded regarding updates on their careers. The overall response rate was 63%.

Survey methods included phone calls, LinkedIn messaging, Facebook messaging, and emails.

Alumni Outcomes



EMPLOYMENT

- 58% working in MS
- 10% working in LA
- 9% working in TX
- Top industry: Business

GRADUATE/ PROFESSIONAL

- 45% awarded a graduate assistantship
- 7% in M.D. programs
- 10% in Ph.D. programs
- 12% in J.D. programs
- 14% in M.Acc. programs

OTHER

- Full-time salary offers increased more than \$2000
- Neither category for outcomes decreased 2% from 2016
- Graduate assistantships increased 13% from 2016

The 8% in the “Neither” category reported traveling, job searching, spending time with family, or studying for graduate admissions exams. Of those pursuing further education, 65% had also secured employment or a graduate assistantship.

92% of alumni respondents reported being employed or in graduate/professional school. Of those, 50% graduated in the sciences, 23% graduated in the arts and humanities, and 36% graduated in business, economics, and accounting.

(NOTE: 16% were double majors.)